

# THE SHEMBALESHWAR FARMER PRODUCER COMPANY LIMITED

BALANCE SHEET AS ON 31ST MARCH, 2022

PARTICULARS	NOTE NO.	31.03.2022 ₹	31.03.2021 ₹
<b>A EQUITY AND LIABILITIES</b>			
<b>1 Shareholders' Fund</b>			
a) Share Capital	3	999,500	717,500
b) Reserves and Surplus	4	(40,047)	(52,143)
		<b>959,453</b>	<b>665,357</b>
<b>2 Government Grant &amp; Subsidy</b>		-	
<b>3 Non- Current Liabilities</b>			
(a) Long-Term Borrowings/ Liabilities		-	-
		-	-
<b>4 Current Liabilities</b>			
(a) Short-Term Borrowings	5	1,694,500	376,500
(b) Short-Term Provisions	6	7,833	11,377
(c) Trade Payables	7	-	-
		<b>1,702,333</b>	<b>387,877</b>
<b>TOTAL (A)</b>		<b>2,661,786</b>	<b>1,053,234</b>
<b>B ASSETS</b>			
<b>(I) Non- Current Assets</b>			
Fixed Assets	8	403,972	466,713
Deferred Tax Assets		-	
<b>(II) Current Assets</b>			
(a) Trade Receivables		19,976	40,326
(b) Inventory		-	-
(c) Cash and Cash Equivalents	9	1,949,619	260,124
(d) Short-Term Loans and Advances	10	216,400	216,400
(e) Other Current Assets	11	71,819	69,671
		<b>2,661,786</b>	<b>1,053,234</b>
<b>TOTAL (B)</b>		<b>2,661,786</b>	<b>1,053,234</b>

See accompanying notes forming part of the financial statements

1-17

In terms of our report attached.

For M B Agrawal & Associates

Chartered Accountants

(FRN No. 139478W)

  
CA Subhash Rahangdale  
Partner

Mem. No. 153375

UDIN: 22153375APQIHR1443

Place : Nagpur

Date : 22/08/2022



For and on behalf of the Board of Directors

  
Director

  
Director


**THE SHEMBALESHWAR FARMER PRODUCER COMPANY LIMITED**  
**PROFIT AND LOSS ACCOUNT FOR THE YEAR ENDED 31ST MARCH 2022**

PARTICULARS	NOTE NO.	31.03.2022 ₹	31.03.2021 ₹
<b>Revenue</b>			
1 Revenue from operations	12	618,520	1,227,143
2 Other Income	13	416,602	26,171
<b>3 Total Revenue (1+2)</b>		<b>1,035,122</b>	<b>1,253,314</b>
<b>4 Expenses</b>			
Purchases	14	613,603	1,179,365
Changes in Inventory			
Employee Benefit Expenses	15	36,000	30,000
Depreciation and Amortisation	8	62,741	11,857
Other Expenses	16	309,999	19,990
<b>5 Total Expenses</b>		<b>1,022,343</b>	<b>1,241,212</b>
<b>6 Profit / (Loss) before exceptional and extraordinary items and tax (3 - 5)</b>		<b>12,779</b>	<b>12,102</b>
7 Extraordinary/ Exceptional items	17	8,400	8,400
<b>8 Profit / (Loss) before tax (5 - 6)</b>		<b>4,379</b>	<b>3,702</b>
<b>9 Tax Expense:</b>			
(a) Current tax		683	577
(b) Deferred Tax		-	-
<b>10 Profit / (Loss) For the Year</b>		<b>3,696</b>	<b>3,125</b>
<b>11 Earnings Per Share (Basic and Diluted)</b>		<b>0.04</b>	<b>0.04</b>


See accompanying notes forming part of the financial statements 1-17

In terms of our report attached.  
For M B Agrawal & Associates  
Chartered Accountants  
(FRN No. 139478W)

For and on behalf of the Board of Directors

  
CA Subhash Rahangdale  
Partner



  
Director

  
Director

Mem. No. 153375  
UDIN: 22153375APQIHR1443  
Place : Nagpur  
Date : 22/08/2022

**THE SHEMBALESHWAR FARMER PRODUCER COMPANY LIMITED**  
**NOTES FORMING PART OF FINANCIAL STATEMENTS FOR THE YEAR ENDED 31ST MARCH, 2022**

NOTE

PARTICULARS


**3 - SHARE CAPITAL**

	31.03.2022	31.03.2021
	₹	₹
<b>Authorised Share Capital</b>		
100000 Equity Shares of Rs 10 each	1,000,000	1,000,000
<b>Issued Subscribed and Paid - Up Capital</b>		
99950 Equity Shares of Rs 10 each	999,500	717,500
<b>Total</b>	<b>999,500</b>	<b>717,500</b>

The Company has only one class of equity shares having a par value of Rs. 10 per share. Each holder is entitled to one vote per share.

**4 - RESERVE & SURPLUS**

	31.03.2022	31.03.2021
	₹	₹
Opening Balance in P&L Account	(43,743)	(46,868)
Add: Profit for the Year	3,696	3,125
	<b>(40,047)</b>	<b>(43,743)</b>
Less: Incorporatin Expenses	(8,400)	(8,400)
<b>Total</b>	<b>(48,447)</b>	<b>(52,143)</b>



# THE SHEMBALESHWAR FARMER PRODUCER COMPANY LIMITED

NOTES FORMING PART OF FINANCIAL STATEMENTS FOR THE YEAR ENDED 31ST MARCH, 2022

NOTE PARTICULARS

## 5- SHORT - TERM BORROWINGS


	31.03.2022	31.03.2021
	₹	₹
Mahesh Deshmukh	500,000	
MohanRao Deshmukh	550,000	
Suresh Deshmukh	444,500	176,500
Shreeram Motors	200,000	200,000
<b>Total</b>	<b>1,694,500</b>	<b>376,500</b>

## 6- SHORT - TERM PROVISIONS

	31.03.2022	31.03.2021
	₹	₹
Audit Fees Payable		5,900
Office Rent Payable	2,950	
Land Lease Rent Payable	1,200	
Provision For Income Tax		2,400
Salary Payable	683	577
<b>Total</b>	<b>3,000</b>	<b>2,500</b>
	<b>7,833</b>	<b>11,377</b>

## 7- TRADE PAYABLES

	31.03.2022	31.03.2021
	₹	₹
Sundry Creditors	-	-
<b>Total</b>	<b>-</b>	<b>-</b>



**9- CASH AND CASH EQUIVALENTS**

	31.03.2022	31.03.2021
	₹	₹
Cash in Hand	3,433	5,469
Bank Balance	1,946,186	254,655
<b>Total</b>	<b>1,949,619</b>	<b>260,124</b>

**10- Short-Term Loans and Advances**

	31.03.2022	31.03.2021
	₹	₹
Aadarshawadi Mahila Farmers Producer Co. Ltd	200,000	200,000
Vasant Sudha Farmer Producer Co	16,400	16,400
<b>Total</b>	<b>216,400</b>	<b>216,400</b>

**11- OTHER CURRENT ASSEST**


	31.03.2022	31.03.2021
	₹	₹
FDR Union Bank (investment)	5,991	5,671
Share in VAPCO	53,500	53,000
MAHA. Farmers Producer Company Limited	11,000	11,000
TDS Deposit	1,328	
<b>Total</b>	<b>71,819</b>	<b>69,671</b>



**THE SHEMBALESHWAR FARMER PRODUCER COMPANY LIMITED**  
**NOTES FORMING PART OF FINANCIAL STATEMENTS FOR THE YEAR ENDED 31ST MARCH, 2022**

16 -

NOTE	PARTICULARS	31.03.2022	31.03.2021
		₹	₹
<b>12-</b>	<b>REVENUE FROM OPERATIONS</b>		
	Cotton Sales	618,520	1,063,663
	Seeds Sales	-	142,580
	Pesticide Sales	-	20,900
		<b>618,520</b>	<b>1,227,143</b>
<b>13-</b>	<b>Other Income</b>		
	Soil Testing Income	30,520	25,480
	Nafed Commission Income	147,892	-
	Cleaning and Grading Job Work Income	237,550	-
	Saving Interest	320	320
	FDR Interest/Bank Interest	320	371
	<b>Total</b>	<b>416,602</b>	<b>26,171</b>
<b>14 -</b>	<b>Purchase Account</b>		
	Cotton Purchases		1,017,540
	Seeds Purchases		141,060
	Pesticide Purchases		20,765
	Purchases	613,603	
	<b>Total</b>	<b>613,603</b>	<b>1,179,365</b>
<b>15 -</b>	<b>Employee Benefit Expenses</b>		
	CEO Salary A/c	36,000	30,000




## 16 - OTHER EXPENSES

	31.03.2022	31.03.2021
	₹	₹
<b>Administrative Expenses</b>		
Audit Fees	2,950	2,950
Accounting Charges	18,500	-
Hamali	41,773	-
Kata Passing Expenses	600	-
Electric power and maintenance Expenses.	135,680	-
Operator Salary	45,800	-
Transportation Expenses	12,690	-
ROC & Legal expenses	9,000	-
Tender Advertising Expenses	3,780	-
Bank Charges	351	419
Soil Testing Lab Charges	10,600	5,480
Professional Fees	9,665	7,400
Office Expenses	4,209	2,541
Office Rent	14,400	1,200
Round Off	1	-
<b>Total</b>	<b>309,999</b>	<b>19,990</b>

## - EXTRAORDINARY / EXCEPTIONAL ITEMS

	31.03.2022	31.03.2021
	₹	₹
Preliminary Expenses Written Off	8,400	8,400
<b>Total</b>	<b>8,400</b>	<b>8,400</b>



**THE SHEMBALSHWAR FARMER PRODUCER COMPANY LIMITED**  
**NOTES FORMING PART OF FINANCIAL STATEMENTS FOR THE YEAR ENDED 31ST MARCH, 2022**

Sr. No	Particulars	Rate	Gross Block				Accumulated Depreciation				Net Block	
			Balance as on 1.4.2021	Addition during the year	Deduction during the year	Balance as on 31.03.2022	Balance as on 1.4.2021	Addition during the year	Deduction during the year	Balance as on 31.03.2022	WDV as on 31.03.2021	WDV as on 31.03.2022
	<b>Tangible Assets</b>											
	Computer & Printer	40%	7,992			7,992						4,795
	Furniture	10%	14,580			14,580		3,197	4,795	14,580		13,122
	Soil Tested Lab	15%	27,820			27,820		1,458	13,122	27,820		23,647
	Building Shed	10%	170,704			170,704		4,173	23,647	170,704		153,634
	Plant and Machinery	15%	245,617			245,617		17,070	153,634	245,617		208,774
								36,843	208,774			
	<b>GRAND TOTAL</b>		<b>466,713</b>	<b>-</b>	<b>-</b>	<b>466,713</b>	<b>-</b>	<b>62,741</b>	<b>403,972</b>	<b>466,713</b>	<b>-</b>	<b>403,972</b>

